

For sealed central heating and chilled water (cooling) installations.

Prescor safety valves have a special shape which, not only achieves a perfect seal, but also provides a large blow off capacity. The valve seal is made of high quality rubber which is heat resistant to 140 °C and where the hardness of the rubber adjusts to the set pressure of the safety valve. In this way, the valve cannot stick to the seat.

All valves are tested before they leave our facility and are available for heating and cooling installations as well as for protection of various hot water storage appliances. For safety valves for potable water installations see "Accessories for Sanitary Installations".

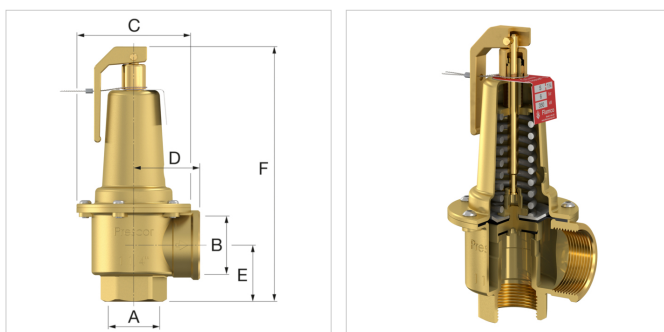



Advantages


- Ideal safeguard for larger systems.
- More than one Prescor S safety valve may be fitted to a system so that it can meet the required capacity if the applicable regulations allow.
- With diaphragm that protects the spring, preventing water leakage via the spindle.

Technical Specifications

- Minimum/Maximum working temperature: -10 °C / 120 °C.
- Suitable for addition of glycol-based anti-freeze up to 50%.



Type	Set pressure [bar]	Connection		Dimensions				Heating capacity [kW]		Order Code
		A	B	C [mm]	D [mm]	E [mm]	F [mm]			
Prescor S 700 1 1/4" - 3.0 bar	3.0	1 1/4" F	1 1/2" F	95	55	47	213	810	1	29203
Prescor S 700 1 1/4" - 3.5 bar	3.5	1 1/4" F	1 1/2" F	95	55	47	213	911	1	29204
Prescor S 700 1 1/4" - 4.0 bar	4.0	1 1/4" F	1 1/2" F	95	55	47	213	1013	1	29205
Prescor S 700 1 1/4" - 4.5 bar	4.5	1 1/4" F	1 1/2" F	95	55	47	213	1117	1	29206

Type	Set pressure [bar]	Connection		Dimensions				Heating capacity [kW]		Order Code
		A	B	C [mm]	D [mm]	E [mm]	F [mm]			
Prescor S 700 1 1/4 - 5.0 bar	5.0	1 1/4" F	1 1/2" F	95	55	47	213	1220	1	29207
Prescor S 700 1 1/4 - 6.0 bar	6.0	1 1/4" F	1 1/2" F	95	55	47	213	1426	1	29208
Prescor S 700 1 1/4 - 7.0 bar	7.0	1 1/4" F	1 1/2" F	95	55	47	213	1632	1	29209
Prescor S 700 1 1/4 - 8.0 bar	8.0	1 1/4" F	1 1/2" F	95	55	47	213	1839	1	29210
Prescor S 700 1 1/4 - 10.0 bar	10.0	1 1/4" F	1 1/2" F	95	55	47	213	2252	1	29211
Prescor S 960 1 1/2 - 3.0 bar	3.0	G 1 1/2" F	G 2" F	95	60	47	220	1120	1	29223
Prescor S 600 1 1/2 - 3.0 bar *	3.0	G 1 1/2" F	G 2" F	95	60	47	220	600	1	29521
Prescor S 960 1 1/2 - 3.5 bar	3.5	G 1 1/2" F	G 2" F	95	60	47	220	1289	1	29224
Prescor S 960 1 1/2 - 4.0 bar	4.0	G 1 1/2" F	G 2" F	95	60	47	220	1435	1	29225
Prescor S 960 1 1/2 - 5.0 bar	5.0	G 1 1/2" F	G 2" F	95	60	47	220	1727	1	29227
Prescor S 960 1 1/2 - 6.0 bar	6.0	G 1 1/2" F	G 2" F	95	60	47	220	2019	1	29228
Prescor S 960 1 1/2 - 7.0 bar	7.0	G 1 1/2" F	G 2" F	95	60	47	220	2312	1	29229
Prescor S 960 1 1/2 - 8.0 bar	8.0	G 1 1/2" F	G 2" F	95	60	47	220	2604	1	29230
Prescor S 960 1 1/2 - 10.0 bar	10.0	G 1 1/2" F	G 2" F	95	60	47	220	3188	1	29231
Prescor S 1700 2 - 3.0 bar	3.0	G 2" F	G 2 1/2" F	127	85	76	293	1980	1	29243
Prescor S 900 2 - 3.0 bar *	3.0	G 2" F	G 2 1/2" F	95	80	61	278	900	1	29531
Prescor S 1700 2 - 3.5 bar	3.5	G 2" F	G 2 1/2" F	127	85	76	293	2259	1	29244
Prescor S 1700 2 - 4.0 bar	4.0	G 2" F	G 2 1/2" F	127	85	76	293	2515	1	29245
Prescor S 1700 2 - 5.0 bar	5.0	G 2" F	G 2 1/2" F	127	85	76	293	3028	1	29247
Prescor S 1700 2 - 6.0 bar	6.0	G 2" F	G 2 1/2" F	127	85	76	293	3540	1	29248
Prescor S 1700 2 - 7.0 bar	7.0	G 2" F	G 2 1/2" F	127	85	76	293	4053	1	29249
Prescor S 1700 2 - 8.0 bar	8.0	G 2" F	G 2 1/2" F	127	85	76	293	4565	1	29250
Prescor S 1700 2 - 10.0 bar	10.0	G 2" F	G 2 1/2" F	127	85	76	293	5590	1	29251

* Produced according to TRD directives.



**Find more information online:**

[Installation and operating instruction \(multiple languages\)](#)

[decl.eng.ATEX.prescor.s.v070316.pdf](#)

[Declaration of conformity UKCA](#)

[EU Declaration of conformity](#)

[Prescor S ADSK](#)

[Prescor S ADSK Revit](#)

[Prescor S DWG](#)

[Prescor S STEP](#)

[Packaging data](#)

Washway Lane
UK-WA10 6PB, St Helens, Merseyside - gb

T +44 17 447 447 44
E uk.info@aalberts-hfc.com
I flamcogroup.com/uk-en