

Manual Balancing Valve

PRODUCT DATA



FEATURES

- Wide Size range (DN50...DN300)
- Operated by Hand Wheel
- Cast iron Body
- S.S Disc

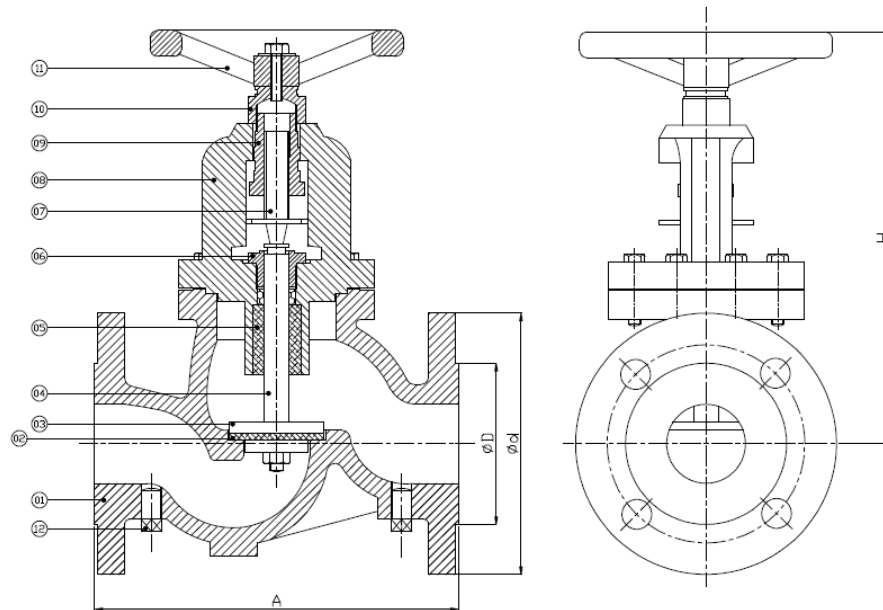
SPECIFICATIONS

Sizes	DN50...DN300
Nominal pressure	PN16
Medium Temperature	-10°C ~ +110°C Maximum
Body Material	IS:210, FG 220 CI
Stem Material	ASTM A276,GR SS 410
Disc Material	Stainless steel Disc
Hand Wheel	Cast Iron
Leakage Rate	No visible leakage
Medium Type	Water
Flange standard	ISO7005-1 (GB/T 9113)
Shell Test pressure	24bar
Seal Test pressure	17bar

GENERAL

The Balancing Valves is designed for double regulating, control and shut off valve with built-in pressure drop measuring facility.

DIMENSIONS (mm)



Part Descriptions

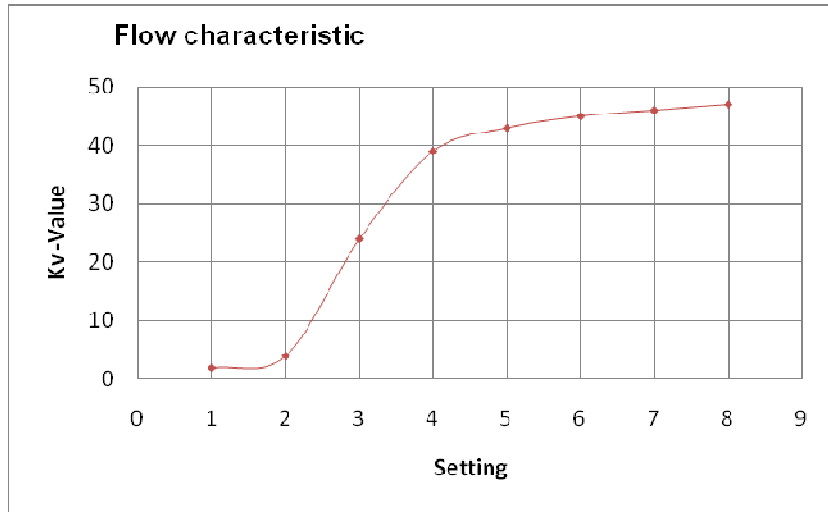
01	BODY	IS:210 Gr FG200
02	SEAL	EPDM / NITRILE
03	DISC	STAINLESS STEEL
04	STEM	ASTM A 276, GR SS410
05	BUSH	EPDM / NITRILE
06	GLAND NUT	MILD STEEL
07	SPINDLE	ASTM A 276, GR SS410
08	BONNET	IS:210 Gr FG200
09	BALANCING NUT	SS304
10	BONNET CAP	MILD STEEL
11	HAND WHEEL	IS:210 Gr FG200
12	PLUG	MILD STEEL
13	FASTNER	STAINLESS STEEL

Outside Dimension (mm)

SIZE	50	65	80	100	125	150	200	250	300
A	230	290	310	350	400	480	600	730	850
H	218	223	250	275	290	370	415	535	565
ΦD	50	65	80	100	125	150	200	250	300
Φd	165	185	200	220	250	285	340	405	460
PCD	125	145	160	180	210	240	295	355	410
WHEEL Dia.	170	170	170	170	170	170	170	170	170

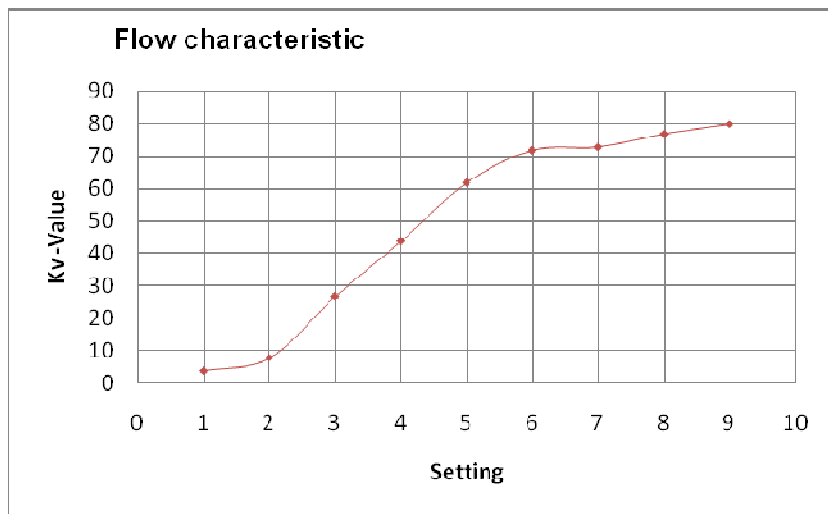
Manual Balancing Valve DN50/PN16

Pre-Setting	Kvs-value
1	2
2	4
3	24
4	39
5	43
6	45
7	46
8	47



Manual Balancing Valve DN65/PN16

Setting	Kv-value
1	4
2	8
3	27
4	44
5	62
6	72
7	73
8	77
9	80



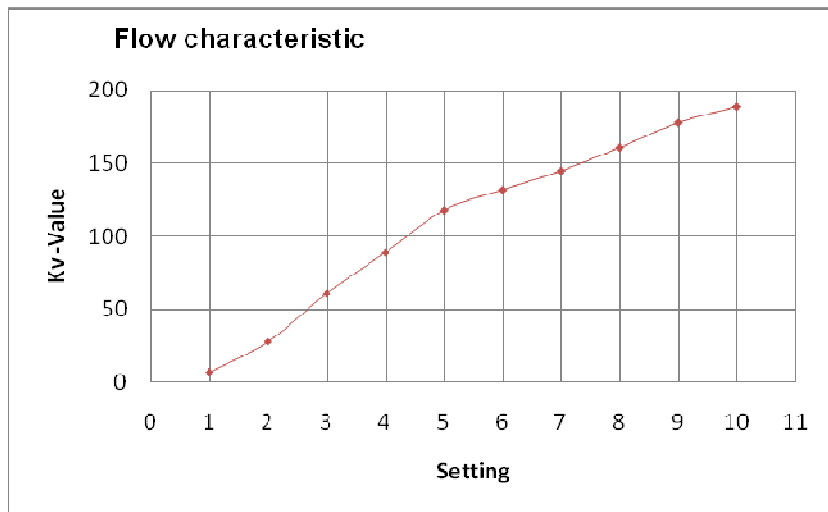
Balancing Valve DN80/PN16

Setting	Kv-value
1	3
2	9
3	33
4	61
5	74
6	85
7	95
8	105
9	107



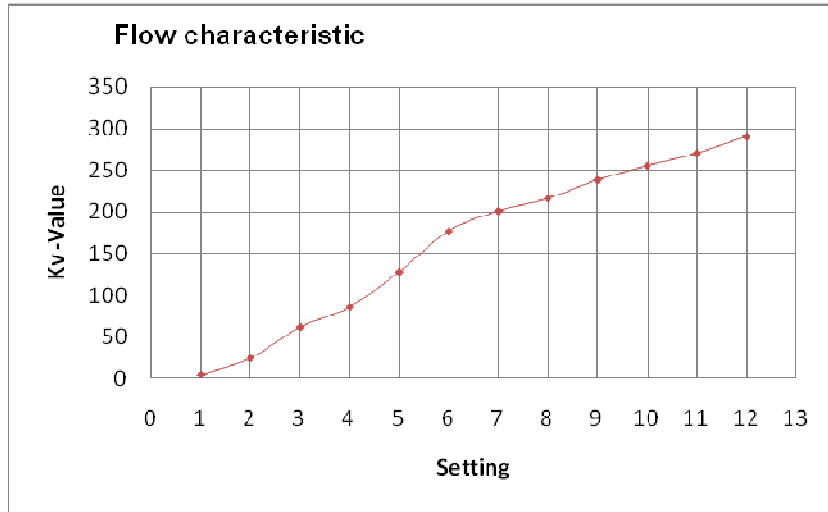
Balancing Valve DN100/PN16

Setting	Kv-value (m ³ /h)
1	6
2	20
3	55
4	70
5	105
6	132
7	145
8	161
9	178
10	190



Balancing Valve DN125/PN16

Setting	Kv-value (m ³ /h)
1	5
2	25
3	62
4	86
5	128
6	177
7	201
8	216
9	238
10	255
11	270
12	290



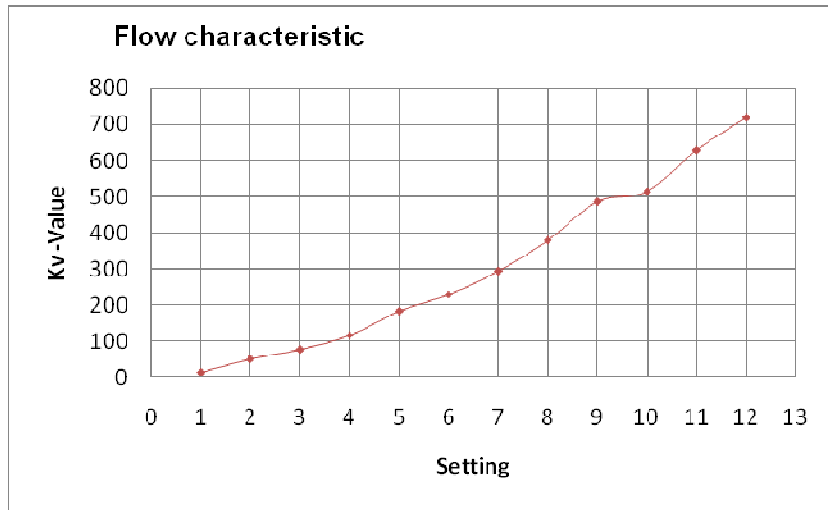
Balancing Valve DN150/PN16

Setting	Kv-value (m ³ /h)
1	9
2	25
3	48
4	80
5	170
6	215
7	257
8	288
9	305
10	322
11	350
12	365



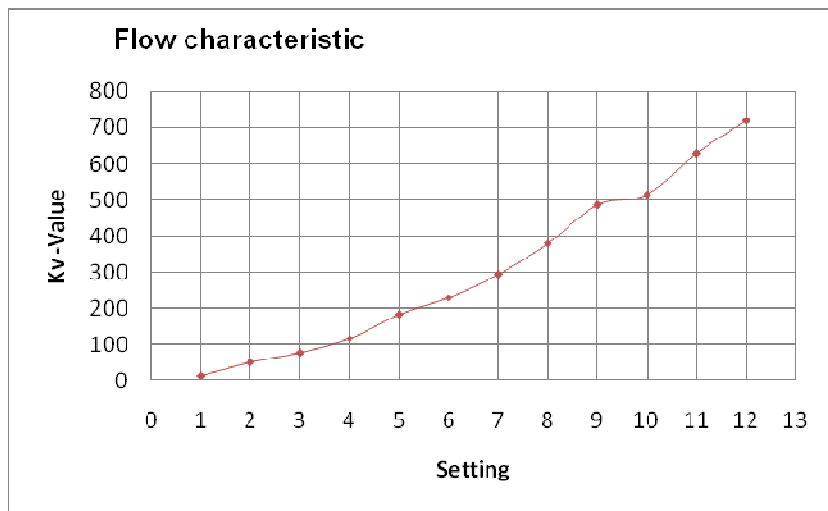
Balancing Valve DN200/PN16

Setting	Kv-value (m ³ /h)
1	15
2	52
3	78
4	117
5	184
6	230
7	295
8	380
9	487
10	515
11	630
12	720



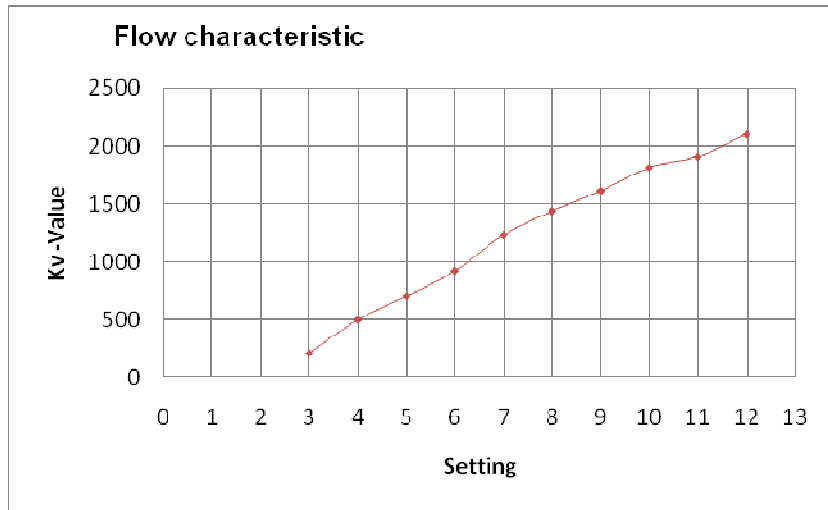
Balancing Valve DN250/PN16

Setting	Kv-value (m ³ /h)
3	192
4	265
5	485
6	665
7	790
8	1110
9	1220
10	1400
11	1520
12	1750



Balancing Valve DN300/PN16

Setting	Kv-value (m ³ /h)
3	215
4	502
5	705
6	923
7	1232
8	1438
9	1612
10	1811
11	1905
12	2100



Model Table

Size	Model Number	Description
DN50	V4-BLV-GP16-G050	DN50 Balancing valve, Hand Wheel, CI valve body and S.S disc, PN16
DN65	V4-BLV-GP16-G065	DN65 Balancing valve, Hand Wheel, CI valve body and S.S disc, PN16
DN80	V4-BLV-GP16-G080	DN80 Balancing valve, Hand Wheel, CI valve body and S.S disc, PN16
DN100	V4-BLV-GP16-G100	DN100 Balancing valve, Hand Wheel, CI valve body and S.S disc, PN16
DN125	V4-BLV-GP16-G125	DN125 Balancing valve, Hand Wheel, CI valve body and S.S disc, PN16
DN150	V4-BLV-GP16-G150	DN150 Balancing valve, Hand Wheel, CI valve body and S.S disc, PN16
DN200	V4-BLV-GP16-G200	DN200 Balancing valve, Hand Wheel, CI valve body and S.S disc, PN16
DN250	V4-BLV-GP16-G250	DN250 Balancing valve, Hand Wheel, CI valve body and S.S disc, PN16
DN300	V4-BLV-GP16-G300	DN300 Balancing valve, Hand Wheel, CI valve body and S.S disc, PN16

Honeywell

Environmental and Combustion Controls
 Honeywell Automation India Limited.
 56 & 57, Hadapasar Industrial Estate,
 Pune- 411013 - India

Subject to change without notice, Printed in India.