

# V4-BLV SERIES MANUAL BALANCING VALVE

- Wide Size range (DN50-DN300)
- Operated by Hand Wheel
- Cast iron Body
- S.S Disc



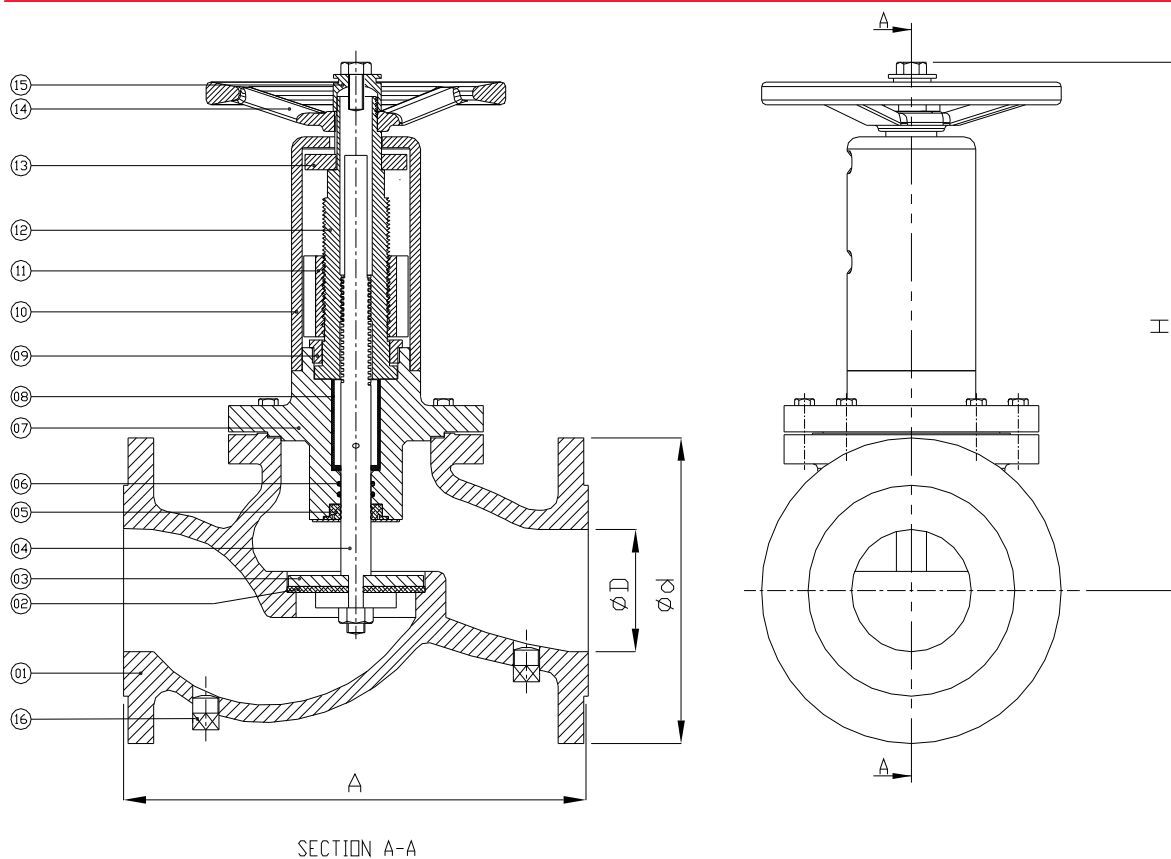
## SYSTEM OVERVIEW

The Balancing Valves is designed for double regulating, control and shut off valve with built-in pressure drop measuring facility.

## Technical Specification

Sizes	DN50-DN300
Nominal pressure	PN16
Medium Temperature	-10°C- +110°C Maximum
Body Material	IS:210, FG 220 CI
Stem Material	ASTM A276,GR SS 410
Disc Material	Stainless steel Disc
Hand Wheel	Cast Iron
Leakage Rate	No visible leakage
Medium Type	Water
Flange standard	IS1538
Shell Test pressure	24bar
Seal Test pressure	17bar

## DIMENSIONS (mm)



## Part Descriptions

PT No.	01	02	03	04	05	06	07	08	09	10	11	12	13	14	15	16
Parts	Body	Seat	Disc	Stem	Seal	O-Ring	Bonnet	Guide	Check Nut	Cover	Scale-1	Balancing Nut	Scale-2	Hand Wheel	Nut	Plug
Material	IS:210 Gr FG200	EPDM	SS	SS410	EPDM	EPDM	IS:210 Gr FG200	Nylon	Brass	D.I	M.S	SS	IS:210 Gr FG200	IS:210 Gr FG200	M.S	M.S

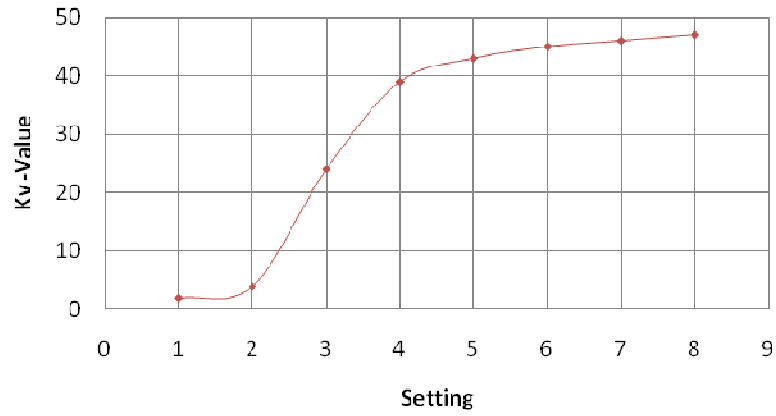
## Outside Dimension (mm)

SIZE	50	65	80	100	125	150	200	250	300
A	230	290	310	350	400	480	600	730	850
H	218	223	355	275	290	370	415	535	565
ØD	50	65	80	100	125	150	200	250	300
Ød	165	185	200	220	250	285	340	405	460
PCD	125	145	160	180	210	240	295	350	400
No. of Holes	4	4	4	8	8	8	8	12	12
Hole dia.v	19	19	19	19	19	23	23	23	23
WHEEL Dia.	200	200	200	200	300	300	300	300	300

## Balancing Valve DN50/PN16

Setting	Kv-value (m <sup>3</sup> /h)
1	2
2	4
3	24
4	39
5	43
6	45
7	46
8	47

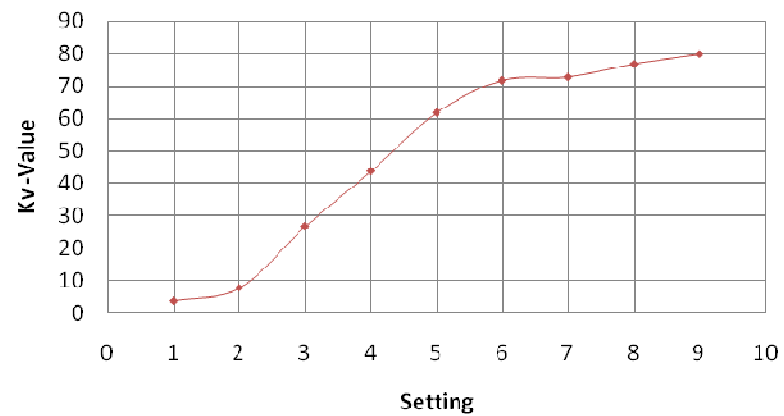
Flow characteristic



## Balancing Valve DN65/PN16

Setting	Kv-value (m <sup>3</sup> /h)
1	4
2	8
3	27
4	44
5	62
6	72
7	73
8	77
9	80

Flow characteristic



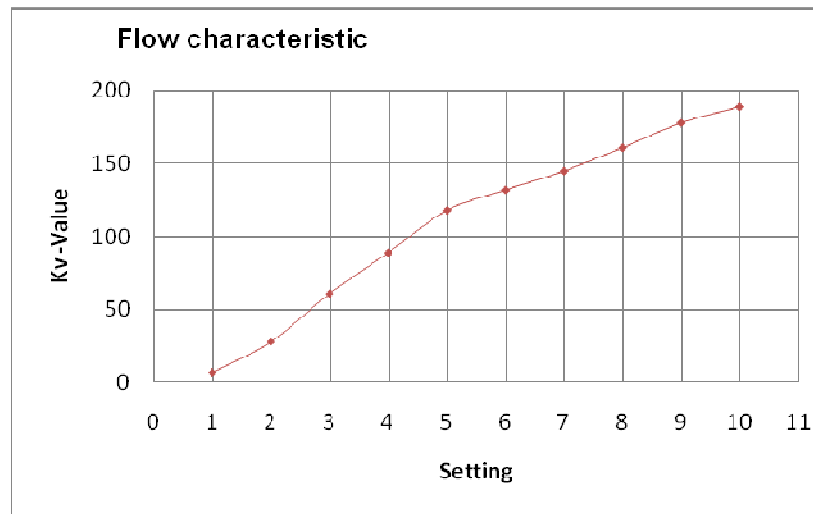
## Balancing Valve DN80/PN16

Setting	Kv-value (m <sup>3</sup> /h)
1	3
2	9
3	33
4	61
5	74
6	85
7	95
8	105
9	107



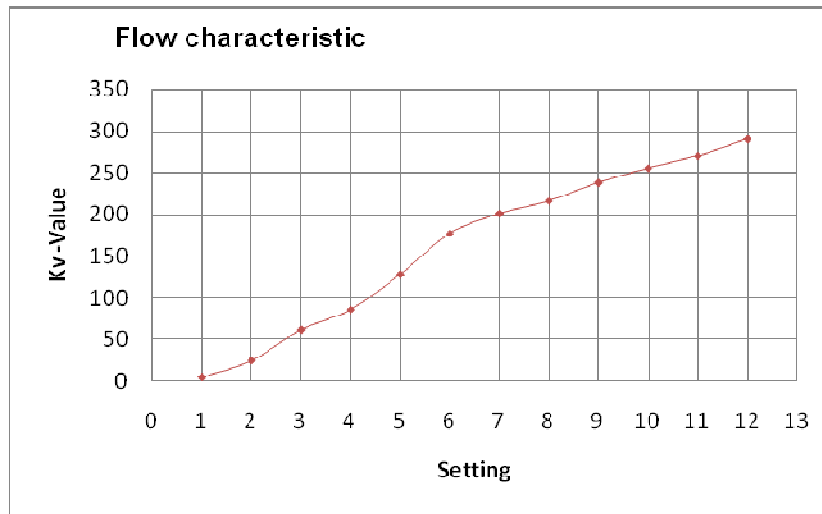
## Balancing Valve DN100/PN16

Setting	Kv-value (m <sup>3</sup> /h)
1	6
2	20
3	55
4	70
5	105
6	132
7	145
8	161
9	178
10	190



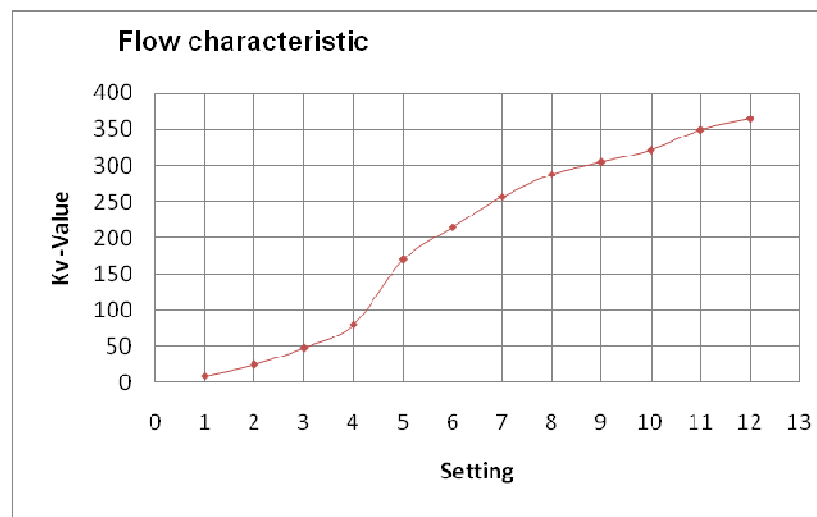
### Balancing Valve DN125/PN16

Setting	Kv-value (m <sup>3</sup> /h)
1	5
2	25
3	62
4	86
5	128
6	177
7	201
8	216
9	238
10	255
11	270
12	290



### Balancing Valve DN150/PN16

Setting	Kv-value (m <sup>3</sup> /h)
1	9
2	25
3	48
4	80
5	170
6	215
7	257
8	288
9	305
10	322
11	350
12	365



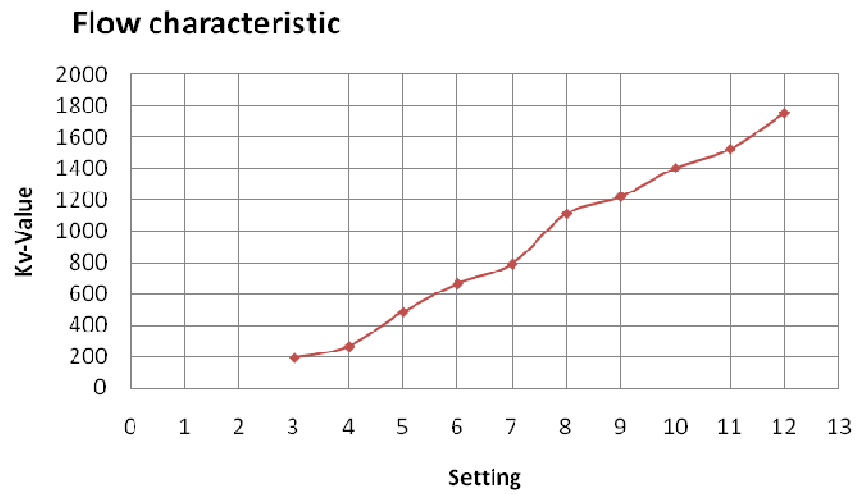
### Balancing Valve DN200/PN16

Setting	Kv-value (m <sup>3</sup> /h)
1	15
2	52
3	78
4	117
5	184
6	230
7	295
8	380
9	487
10	515
11	630
12	720



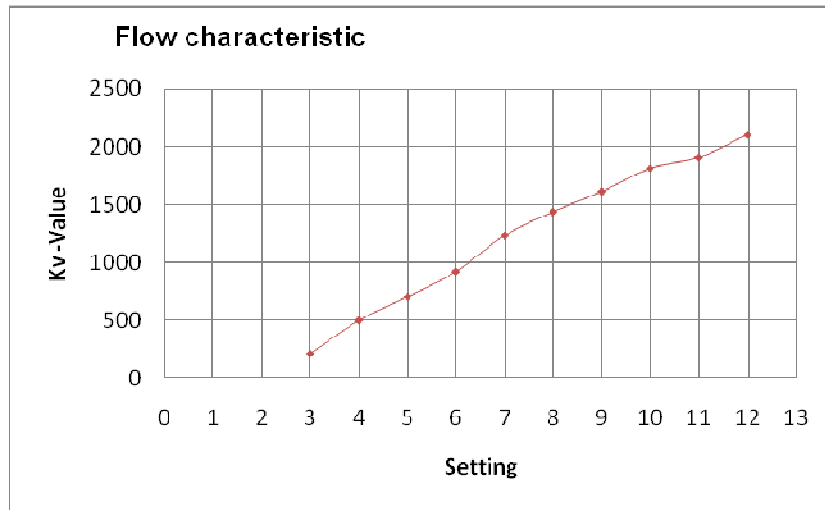
### Balancing Valve DN250/PN16

Setting	Kv-value (m <sup>3</sup> /h)
3	192
4	265
5	485
6	665
7	790
8	1110
9	1220
10	1400
11	1520
12	1750



## Balancing Valve DN300/PN16

Setting	Kv-value (m <sup>3</sup> /h)
3	215
4	502
5	705
6	923
7	1232
8	1438
9	1612
10	1811
11	1905
12	2100



## Model Table

Size	Model Number	Description
DN50	V4-BLV-GP16-G050	DN50 Static Balancing valve, Hand Wheel, CI valve body, PN16
DN65	V4-BLV-GP16-G065	DN65 Static Balancing valve, Hand Wheel, CI valve body, PN16
DN80	V4-BLV-GP16-G080	DN80 Static Balancing valve, Hand Wheel, CI valve body, PN16
DN100	V4-BLV-GP16-G100	DN100 Static Balancing valve, Hand Wheel, CI valve body, PN16
DN125	V4-BLV-GP16-G125	DN125 Static Balancing valve, Hand Wheel, CI valve body, PN16
DN150	V4-BLV-GP16-G150	DN150 Static Balancing valve, Hand Wheel, CI valve body, PN16
DN200	V4-BLV-GP16-G200	DN200 Static Balancing valve, Hand Wheel, CI valve body, PN16

DN250	V4-BLV-GP16-G250	DN250 Static Balancing valve, Hand Wheel, CI valve body, PN16
DN300	V4-BLV-GP16-G300	DN300 Static Balancing valve, Hand Wheel, CI valve body, PN16

Note: valve sizes up to DN400 are also available. Please contact local sales for details.

### For more information!

<https://honeywellbuildings.in>

Call: 1-800-103-0339

Email: HBT-Indiabuildings@honeywell.com

### Honeywell HBT India Buildings

Unitech Trade Center, 5th Floor, Sector-43,  
Block C, Sushant Lok Phase - I,  
Gurgaon - 122 002

[www.honeywell.com](http://www.honeywell.com)

© 2020 Honeywell International Inc.

**V4-BLV SERIES**  
**MANUAL BALANCING**  
**VALVE**

**Honeywell**